

Amazon Kindle Direct Publishing (KDP)



In November 2007 Amazon released the kindle eBook reader and launched Kindle Direct Publishing (KDP). KDP allowed authors and publishers directly publish kindle eBooks for sale on Amazon. It revolutionized the book industry. Not only were books available electronically for an e-reader, but it opened book publishing to anyone to upload their book for sale and earn royalties on the sale of their published writing.

For authors and publishers, the KDP Reports dashboard is where they go to get sales and royalty data for their books sold on Amazon. It is real-time (within a few hours of a sale). For several years it was very basic in how information was presented, but Amazon has continued to improve the KDP Reports dashboard over the years.

Amazon Kindle Direct Publishing (KDP)



The traditional Sales Dashboard is a bar chart with unit sales. The user can selectively toggle Paid eBook units, Free eBook units, and Paperback units on or off. While the author or publisher has some control over selecting marketplaces, authors, formats, titles, and dates, the drop-down function only allows for 'All' or one at a time. For example, the user can either select 'All Marketplaces,' or one marketplace (e.g. 'Amazon.co.uk').

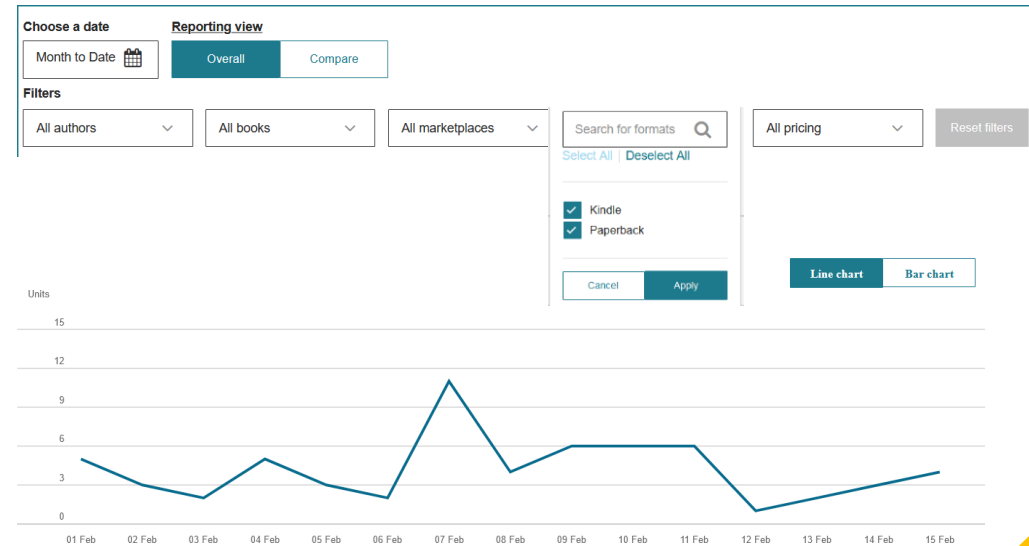
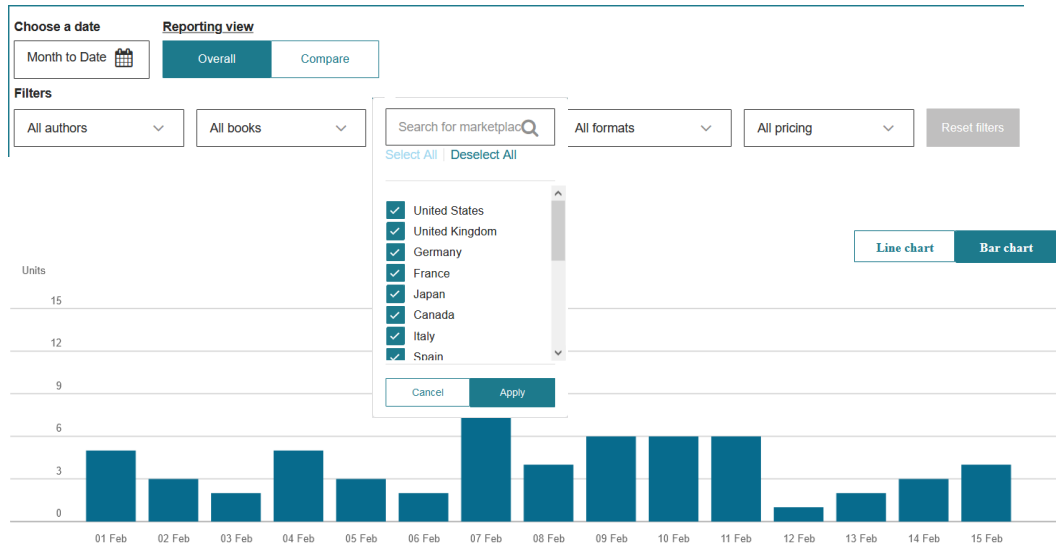
Amazon Kindle Direct Publishing (KDP)

Marketplace	Currency	eBook Royalty	Paperback Royalty	Total Royalty
Amazon.com	USD			
Amazon.co.uk	GBP			
Amazon.de	EUR			
Amazon.fr	EUR			
Amazon.es	EUR			
Amazon.it	EUR			
Amazon.nl	EUR			
Amazon.co.jp	JPY			
Amazon.in	INR			
Amazon.ca	CAD			
Amazon.com.br	BRL			
Amazon.com.mx	MXN			
Amazon.com.au	AUD			

Actual amounts have been greyed out.

The traditional Sales Dashboard includes a simple chart showing sales royalties by marketplace. A significant downside is that the royalty amounts are given in the various local currencies of the marketplaces. The author or publisher does not have control over selecting a single currency or getting total earnings. This means having to use a currency converter marketplace by marketplace and then adding the converted values to get total royalty earnings.

Amazon Kindle Direct Publishing (KDP)



The KDP Reports beta improves the layout of the sales graph dashboard with more user-friendly functions. The author or publisher has total control over the display of authors, books, marketplaces, formats, and price ranges to display. The user can select All, one, two, or more choices from each category. There is also control over whether to display a Bar or Line graph.

Improvement 1

Amazon Kindle Direct Publishing (KDP)

Filters

All authors All books Search for marketpl... All formats Reset filters



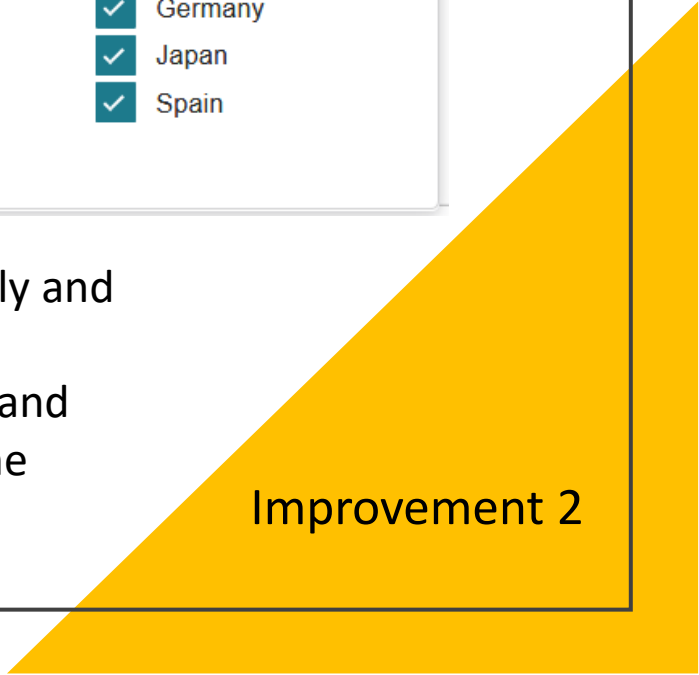
Actual amount has been greyed out

*This amount includes estimated KENP royalties based on your selections.

Select All | Deselect All

<input checked="" type="checkbox"/> Australia	<input checked="" type="checkbox"/> Brazil	<input checked="" type="checkbox"/> Canada
<input checked="" type="checkbox"/> CreateSpace DE	<input checked="" type="checkbox"/> CreateSpace JP	<input checked="" type="checkbox"/> CreateSpace UK
<input checked="" type="checkbox"/> CreateSpace US	<input checked="" type="checkbox"/> France	<input checked="" type="checkbox"/> Germany
<input checked="" type="checkbox"/> India	<input checked="" type="checkbox"/> Italy	<input checked="" type="checkbox"/> Japan
<input checked="" type="checkbox"/> Mexico	<input checked="" type="checkbox"/> Netherlands	<input checked="" type="checkbox"/> Spain
<input checked="" type="checkbox"/> United Kingdom	<input checked="" type="checkbox"/> United States	

The KDP Reports beta improves the ability for authors and publishers to quickly and easily see how much royalties have been earned month-to-date. Authors and publishers have complete control over filters by author, books, marketplaces, and formats. The royalty earnings are also given in a single currency selected by the author or publisher.



Improvement 2